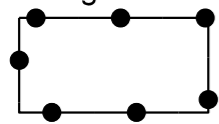



LEGENDA

Plangebied

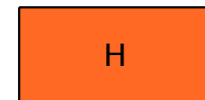


Plangebied

Bestemmingen




Bos



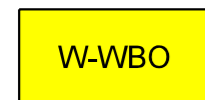
Horeca



Recreatie - Verblifsrecreatie

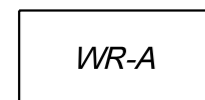


Wonen

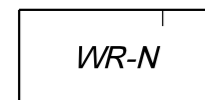


Wonen - Wonen in het bos

Dubbelbestemmingen

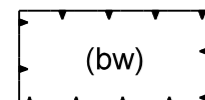


Waarde - Archeologie

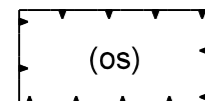


Waarde - Natuur

Functieaanduidingen



bedrijfswoning



ontsluiting

Bouwvlak

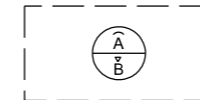


bouwvlak

Maatvoeringaanduidingen



maximum bebouwingspercentage (%)



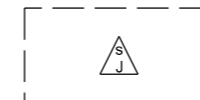
maximale goot- en bouwhoogte (m)



maximum aantal wooneenheden



maximum bebouwd oppervlak (m²)



maximum aantal recreatiewoningen

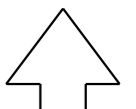
Verklaringen



aanpijling



GBKN (versie: 2012-02-03)



STEDENBOUW
LANDSCHAP
RUIMTELIJKE ORDENING

t. 038 421 68 00 | info@witpaard.nl | www.witpaard.nl

opdrachtgever

betreft

datum

status

schaal

ID plan

project nummer

getekend

bladnummer

gemeente Epe

bestemmingsplan Wissel en Schaveren, correctieve herziening

14 september 2012

ontwerp

1: 2.000

NL.IMRO.0232.BG024WisselSchavCH-OBP1

0232011

Melissa Bredewold

3/3

WITPAARD